




The Navajo Nation **DR. BUU NYGREN** **PRESIDENT**
Yideeskáądi Nitsáhákees **RICHELLE MONTOYA** **VICE PRESIDENT**

December 20, 2024

TRANSMITTAL

TO : Cordell Shortey, Contracting Officer
 Contracts & Grants Section (CGS) / OMB

FROM : 

 Dominic Beyer, Executive Director
 Office of Management & Budget

SUBJECT : NOMB - Fiscal Recovery Funds (FRF); Central Support Service (CSS)

I. Information on Contract (per Original Award):

American Rescue Plan Act (ARPA) - CSS Funding	U.S. Treasury American Recovery Plan Act (ARPA)		21.019
Title of Contract	Funding Agency		CFDA No. - Federal
CJY-41-21 (H.R. 1319)	\$ 2,788,084.00	2022	10/01/2021 to 12/31/2026
Grant No.	Amount	Fiscal Year	Term - Begin and End Date

II. Data Entered in FMIS Regarding:

New Contract or Grant Company No. 8059 Business Unit (K#) K211540

Contract Mod No. _____ Internal Modification No. 2

Amt of Budget Decrease \$1,227,421.36 \$1,561,059.63 to \$333,638.27

AMOUNT FROM TO

Budget Period - Extend End Date: From _____ To _____

Other, specify: _____

Authorizing Document - Attached:

Contract / Agreement - Date execute _____

NNC / Committee Resolution - No. & Date _____

Other, specify: NN Council Resolution CMY-28-24


III. Comments by CGS:

This is 3rd Transmittal on \$1,561,059.63 ARPA funds allocated to OMB. Budget is decreased by \$1,227,421.36 per Resolution CMY-28-24. Y-T-D budget in FMIS totals \$333,638.27

Attachment
 Copy: Contract files
 Contract Accounting / OOC
 Lisa Jymm, Executive Director - NN FRF Office


 12/20/24

THE NAVAJO NATION
SUMMARY OF CHANGES on EXTERNAL GRANT BUDGET
BASED ON CONTRACT MODIFICATION NO. _____
(For increase or decrease to initial Annual Funding Awarded Only)



PART I. PROGRAM / GRANT INFORMATION:

Title of Program: UST - OFFICE OF MANAGEMENT & _____ ✓ FMIS Business Unit No. K211540 ✓

Title of Grant : ARPA OF 2021 Grant No.: CJY-41-21 ✓

CFDA No.: _____ Original Funding Period: Start - End: 10/1/21 - 12/31/26



PART II. BUDGET INFORMATION: In Columns A thru C below, enter data that is in the FMIS currently and at LOD 6.

(A) Cost Type	(B) Description	(C) Revised Budget	(D) Amount of Change (+/-) This Mod. *	(E) Adjusted Budget (Sum of C & D)
2110	REGULAR	308,131.47	(230,817.58)	77,313.89
2200	SALARY ADJUSTMENT	12,211.89	(12,211.89)	-
2610	REGULAR	20,000.00	(20,000.00)	-
2710	REGULAR	19,949.63		19,949.63
2900	FRINGE BENEFITS	136,396.64	(100,937.51)	35,459.13
3110	FLEET	1,000.00	(1,000.00)	-
3230	PERSONAL TRAVEL	9,000.00	(9,000.00)	-
4120	OFFICE SUPPLIES	10,000.00	(3,998.62)	6,001.38
4200	NON CAPITAL ASSETS	254,497.00	(98,990.73)	155,506.27
4410	OPERATING SUPPLIES	212,265.00	(173,602.92)	38,662.08
6040	SERVICES	500,000.00	(500,000.00)	-
6300	TECHNOLOGY	50,000.00	(50,000.00)	-
7110	PROGRAMS	14,090.00	(14,090.00)	-
7710	INSURANCE PREMIUMS		745.89	745.89
9140	EQUIPMENT	13,518.00	(13,518.00)	-
				-
TOTALS: ✓		1,561,059.63	(1,227,421.36)	333,638.27
CONTRACTS & GRANTS PROGRAM REVENUE:				

* On separate page, provide justification on cost type(s) that are affected in Column D. This is a condition for processing the change. The modified budget will be authorized for use until the change is entered into FMIS by CGS/OMB.

PART III. CERTIFICATION:

Program Manager (print): Lisa Jym, Executive Director NNFRFO Division/Executive Director (print): Patrick Sandoval, Chief of Staff, OPYP

Signature/Date:  12/20/24 Signature/Date:  12/20/24

PART IV. CGS / OMB USE ONLY BATCH# 1447123

Verified & Recommend Approval:  12/20/24 Contract Analyst - Signature / Date

Approval for FMIS Entry:  12.20.24 Contracting Officer - Signature / Date

Copy: Contract files Contract Accounting/OOC FY'24 NN BIM

10/12/2024

Job K211540 US TREASURY- OFC OF MGMT & BDG
Project

Thru Date 12/31/2024

Cost Code	Cost Type	Description	L P M	DECUM	Original Budget Amt	Revised Budget Amt	Actual Amount	Open Commit Amount	Budget Balance	% Revised Spent	% Revised Remaining
1710	Program Revenue	Program Revenue	6	B N	2,788,084.00-	333,638.27-			333,638.27-		1.00
1710	Program Revenue	Program Revenue	6	T	2,788,084.00-	333,638.27-	325,962.12-		7,676.15-	.98	.02
1705	CG Revenue	CG Revenue	5	T	2,788,084.00-	333,638.27-	325,962.12-		7,676.15-	.98	.02
1700	External C/G Revenue Source	External C/G Revenue Source	4	T	2,788,084.00-	333,638.27-	325,962.12-		7,676.15-	.98	.02
1000	Revenues	Revenues	3	T	2,788,084.00-	333,638.27-	325,962.12-		7,676.15-	.98	.02
2110	Regular	Regular	6	B N	1,252,747.00	77,313.89			77,313.89		1.00
2110	Regular	Regular	6	T	1,252,747.00	77,313.89	77,313.89				
2200	Salary Adj	Salary Adj	6	B N	33,791.00						
2200	Salary Adj	Salary Adj	6	T	33,791.00						
2100	Permanent	Permanent	5	T	1,286,538.00	77,313.89	77,313.89			1.00	
2610	Regular	Regular	6	B N	20,000.00						
2610	Regular	Regular	6	T	20,000.00						
2600	Holiday Pay	Holiday Pay	5	T	20,000.00						
2710	Regular	Regular	6	B N		19,949.63			19,949.63		1.00
2710	Regular	Regular	6	T		19,949.63	19,949.63			1.00	
2700	Merit & Bonus Pay	Merit & Bonus Pay	5	T		19,949.63	19,949.63			1.00	
2900	Fringe Benefits	Fringe Benefits	5	B N	566,776.00	35,459.13			35,459.13		1.00
2910	FICA	FICA	6	T		35,459.13			35,459.13		
2920	Group Insurance	Group Insurance	6	T			14,241.71		14,241.71-		
2940	Retirement	Retirement	6	T			12,011.05		12,011.05-		
2950	Unemployment Benefits	Unemployment Benefits	6	T			829.05		829.05-		
2970	Annual Leave	Annual Leave	6	T			936.65		936.65-		
2900	Fringe Benefits	Fringe Benefits	5	T	566,776.00	35,459.13	35,459.13			1.00	
2001	Personnel Expenses	Personnel Expenses	4	T	1,873,314.00	132,722.65	132,722.65			1.00	
3110	Fleet	Fleet	6	B N	1,000.00				1,000.00		
3110	Fleet	Fleet	6	T	1,000.00						
3100	Vehicle Use	Vehicle Use	5	T	1,000.00						
3230	Personal Travel	Personal Travel	6	B N	9,000.00				9,000.00		
3230	Personal Travel	Personal Travel	6	T	9,000.00						
3200	Personal Travel Expenses	Personal Travel Expenses	5	T	9,000.00						
3000	Travel Expenses	Travel Expenses	4	T	10,000.00						
4120	Office Supplies	Office Supplies	6	B N		6,001.38			6,001.38		1.00
4120	Office Supplies	Office Supplies	6	T		6,001.38	6,001.38			1.00	
4200	Non Capital Assets	Non Capital Assets	6	B N	268,015.00	155,506.27			155,506.27		1.00
4200	Non Capital Assets	Non Capital Assets	6	T	268,015.00	155,506.27	148,019.24		7,487.03	1.00	
4100	Office Supplies & Equipme	Office Supplies & Equipme	5	T	268,015.00	161,507.65	154,020.62		7,487.03	1.00	
4410	Operating Supplies	Operating Supplies	6	B N	222,265.00	38,662.08			38,662.08		1.00
4410	Operating Supplies	Operating Supplies	6	T	222,265.00	38,662.08	38,472.96		189.12	1.00	
4400	Operating Supplies	Operating Supplies	5	T	222,265.00	38,662.08	38,472.96		189.12	1.00	